

GLOBAL ADULT TOBACCO SURVEY SOUTH AFRICA: KEY RESULTS

Dr Catherine O. Egbe

Lead investigator: GATS-SA 2021

**Specialist Scientist: Tobacco Control
(Alcohol, Tobacco and Other Drug Research Unit, SAMRC)**

ISSUP Webinar Series (I): 25 Oct. 2022



OUTLINE



**- NO -
SMOKING**



**- NO -
VAPING**

- GATS-SA Key results and areas of concern
 - Tobacco and e-cig use
 - Cessation
 - Secondhand smoke (SHS)
 - Economics
 - Media
 - Knowledge, attitudes and perceptions

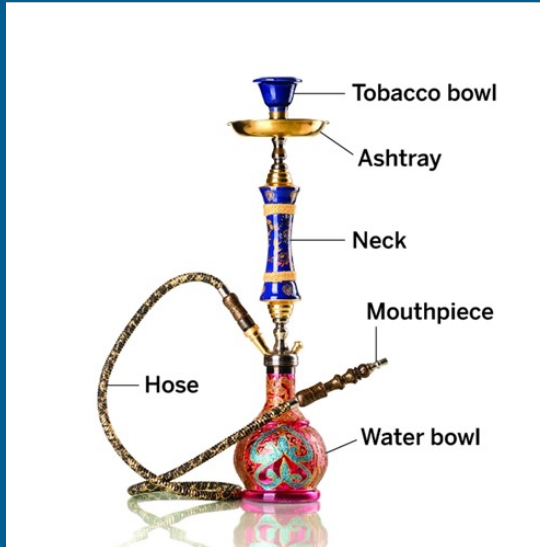
TYPES OF TOBACCO/NICOTINE PRODUCTS

Traditional tobacco products

Novel/re-emerging tobacco products

Novel nicotine products

Smoked tobacco products



Smokeless tobacco products



Moist snuff



Dry snuff



Snus



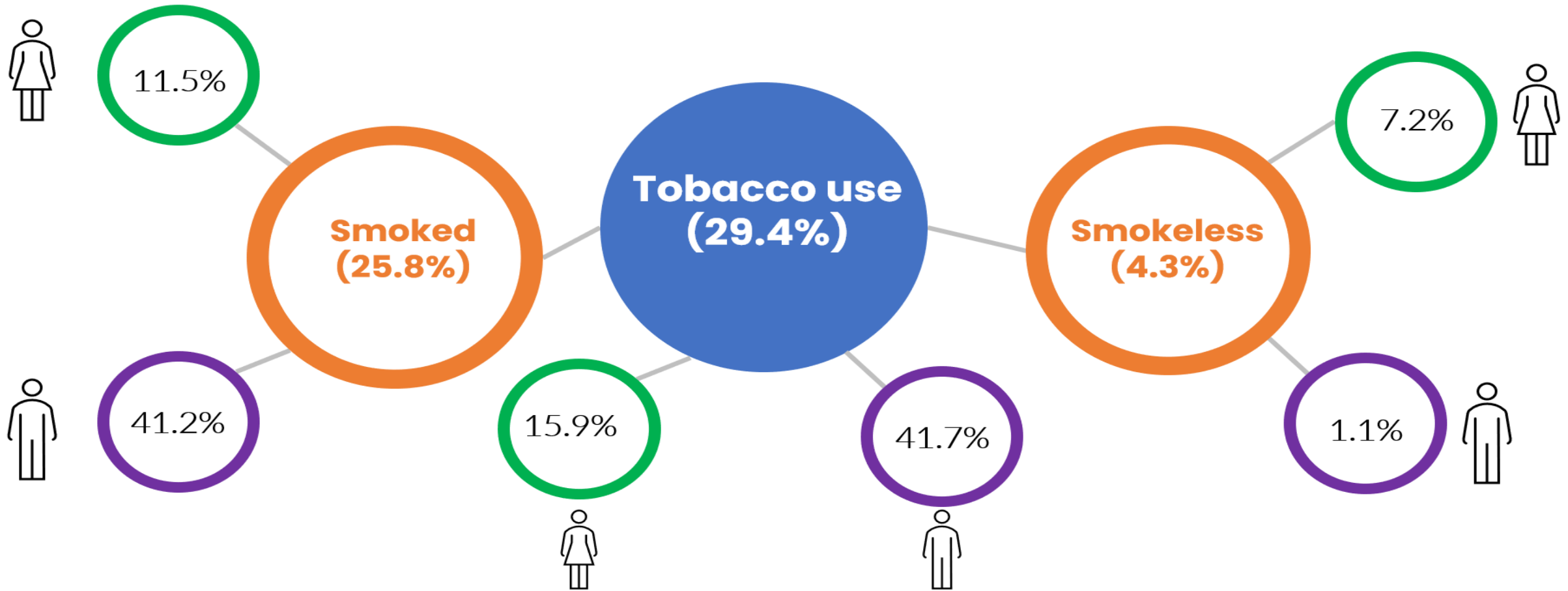
Loose Chewing Tobacco



Plug Chewing Tobacco



Tobacco use in South Africa among persons 15+ years old



Cigarette smoking: 23.9% (M=39.1%; F= 9.7%)

GATS: TOBACCO USE IN OTHER AFRICAN COUNTRIES

Country	Survey	Prevalence of Tobacco Use	Year of Study
Botswana	Global Adult Tobacco Survey (GATS)	17.6%	2017
Cameroon	Global Adult Tobacco Survey (GATS)	8.9%	2013
Ethiopia	Global Adult Tobacco Survey (GATS)	5.0%	2016
Kenya	Global Adult Tobacco Survey (GATS)	11.6%	2014
Nigeria	Global Adult Tobacco Survey (GATS)	5.6%	2012
Senegal	Global Adult Tobacco Survey (GATS)	6.0%	2015
Tanzania	Global Adult Tobacco Survey (GATS)	8.7%	2018
Uganda	Global Adult Tobacco Survey (GATS)	7.9%	2013

PREVALENCE OF E-CIGARETTE USE IN SOUTH AFRICA

Electronic cigarette use by age 15+yrs (population estimates)

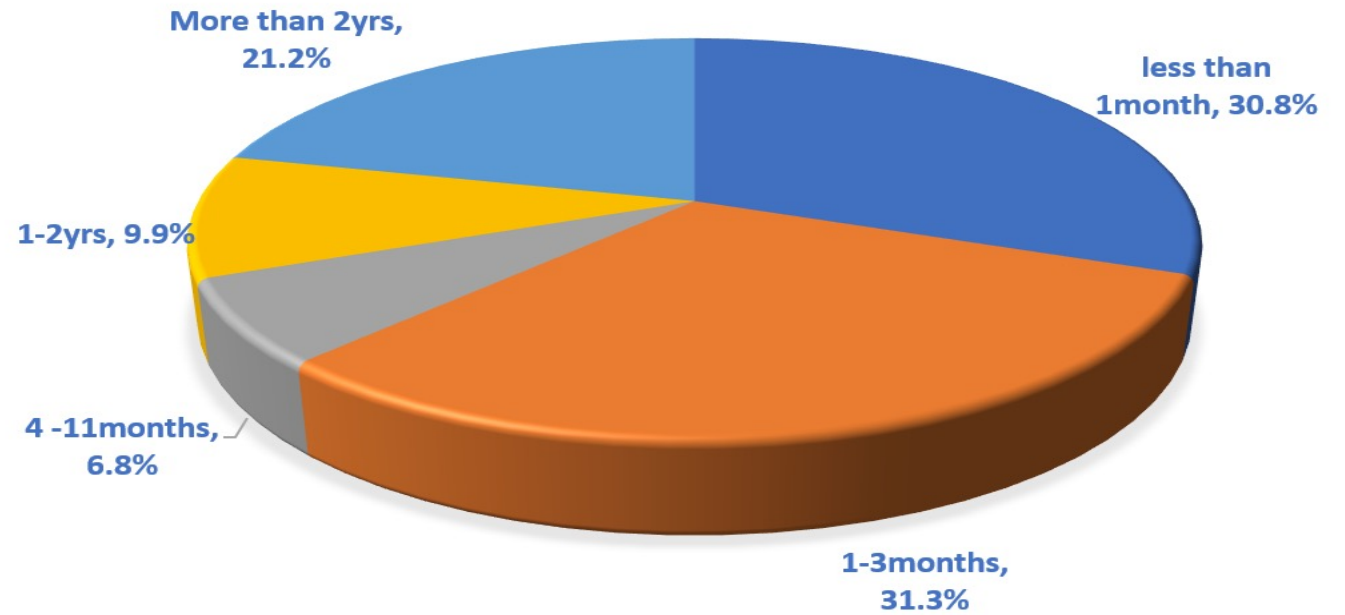
Years		Current User	Ever Used
Overall	%	2.2%	6.2%
	Population	948,193	2,672,182
15-24	%	3.1%	7.6%
	Population	299,127	733,343
25-44	%	2.5%	7.6%
	Population	495,544	1,506,454
45-64	%	0.9%	3.7%
	Population	89,452	367,749
65+	%	1.3%	2%
	Population	47,964	73,791

- **E-Cigarette use**
- Ever used e-cigarette: **6.2%** (M: 9.3%; F: 3.4%)
- Current e-cigarette user: **2.2%** (M: 3.8%; F: 0.7%)

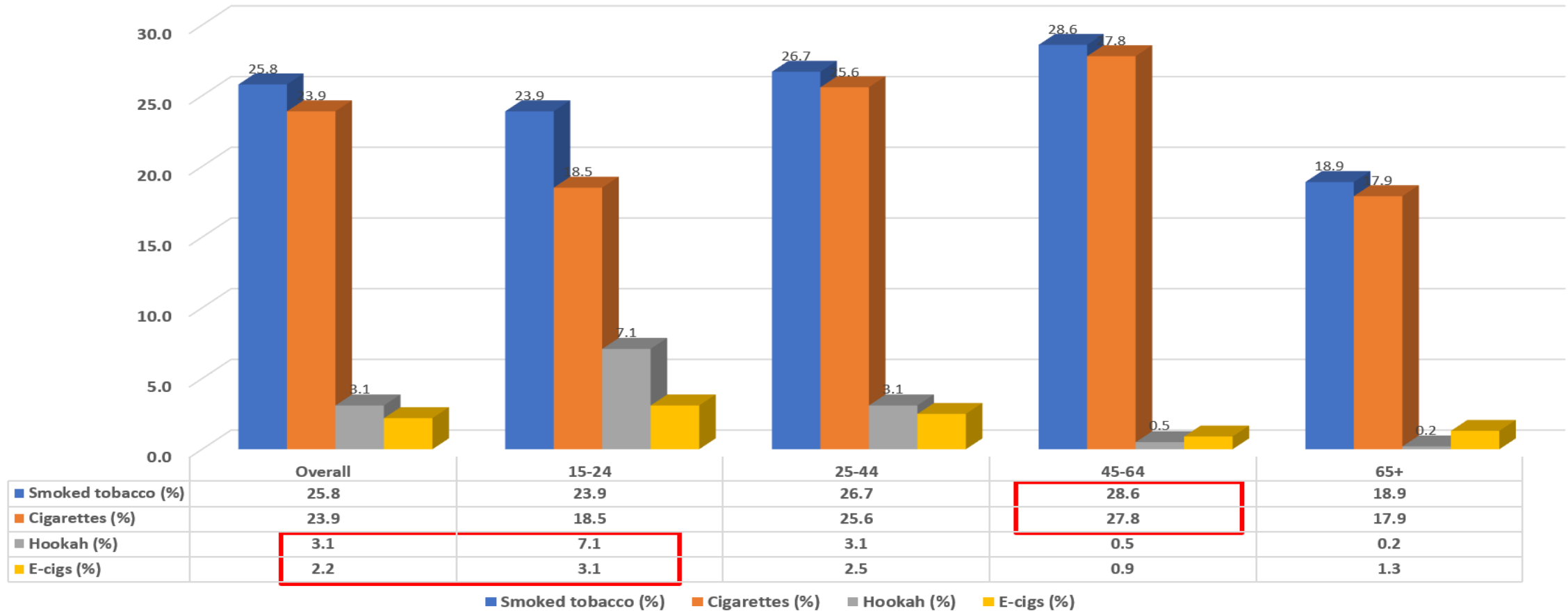
Duration of daily E- cigarette use



DURATION OF DAILY E-CIGARETTE USE



Tobacco, Cigarette, Hubbly (Hookah) smoking and e-cigarette use by Age





You can do it.

We're here to help.

SMOKING CESSATION

- Smokers who made a quit attempt within the last year: **40.5%** (M: 40.7%; F: 39.7%)
- Current smokers who planned to or were thinking about quitting: **65.7%** (M: 66.5%; F: 63.2%)
- Smokers advised to quit by a health care provider: **42.9%** (M: 42.5%; F: 43.8%)
- **Former daily smokers**
- Among ever daily smokers: **10.6%** (M: 9.2%; F: 15.4%)

Smoking cessation using evidence-based approaches

- **62.6% of smokers** wanted to quit because of concerns for their health
- **11.7% of smokers** quit smoking within the past 12 months before the survey
 - Without any assistance (Cold turkey) – 80.9%
 - Pharmacotherapy – 4.1%
 - Counseling/ advice – 2.9%
 - E-cigs – 2.7% **(NOT EVIDENCE BASED)**



EXPOSURE TO SECONDHAND SMOKE



Pandemic and lockdown times

- Exposure to Secondhand smoke (SHS)



11.2% at work (**7%** non-smokers)



18% at home (**9.6%** non-smokers)



16% in Tertiary Inst. & **20%** in schools

- **46.3%** non-smokers in tertiary institutions
- **35.2%** non-smokers in schools (primary/secondary)




Bars/taverns/pubs, shebeens or night clubs – **74.4%**



Restaurants – 10.8%



Government buildings – 5.8%



Healthcare facilities – 3.8%

ECONOMICS (MANUFACTURED CIGARETTES)



- Median amount spent on a pack of 20 cigarettes is **R24.70**
- Median monthly expenses on cigarettes is **R263.10**



MEDIA

Advertising of tobacco products and electronic delivery systems

- 29.9% adults noticed tobacco advertising, promotion and sponsorship
- 18.9% people noticed ads on tobacco products in stores.
- 5.6% noticed ads on posters
- 5.5% noticed ads on social media/ internet
 - 11% of 15–24-year-olds noticed ads on social media

KNOWLEDGE, ATTITUDES & PERCEPTIONS



92.9% South Africans believe that smoking can cause serious illnesses

92.9% South Africans believe that breathing other people's smoke can cause serious illnesses in non-smokers

88.4% support ban on smoking in indoor workplaces and public places

79.9% believe smokeless tobacco use causes serious illness

73.0% support increasing taxes on tobacco products

CANNABIS USE: PAST 30DAYS, FORMER, NEVER USE

Past 30
days use

• 9.3%

Former
use


• 9.1%

Never
use

• 81.6%



TEAM GATS-SA



Lorato Mahura
Catherine O. Egbe
Eugene T. Mahlehla
Sebenzile Nkosi
Mukhethwa Londani

Acknowledgement

National Department of Health

CDC, CDC Foundation, RTI & Bloomberg Philanthropies

WHO (AFRO and SA offices)

Statistics South Africa

Scientific Advisory committee members from SAMRC, SMU/UP, UCT, WHO, NDoH, StatsSA

GeoSpace International (Pty) and all the dedicated fieldworkers

SAMRC Team: Catherine Egbe (Lead investigator); Samuel Manda (Statistician), Charles Parry (Unit Director) Sebenzile Nkosi (project manager) and Mukhethwa Londani (data manager), Rose Choeu (Logistics), Belinda Chamberlain (Administrator) as well as our RAs Phindile Ngobese and other field staff

